

CONDENSING


 IMMERGAS



# VICTRIX TERA V2

Wall-hung combi  
and heating only condensing boiler

**HYDROGEN READY**



# VICTRIX TERA V2

New design, efficiency and Hydrogen Ready technology

The range of VICTRIX TERA condensing boilers renews itself with **a step forward in terms of technology and design**. Aesthetics with greater attention to details, operation with **20% hydrogen blends** and the **seasonal efficiency rises to 94%**.

There are several technical elements that enhance performances of TERA V2 versions, starting with the **new high-efficiency exchanger in stainless steel** which rises the seasonal efficiency and allows to reach classification A+ when the gas boiler is associated to specific thermoregulation. Thanks to the **remarkable dimensional compactness**, the VICTRIX TERA V2 range can be placed in small spaces inside the home or outdoors in partially protected places. There are three combi versions and two for heating only which can be combined with storage tanks of various capacities.

The new range allows the **renovation of old chimneys even in case of small diameters** moreover, thanks to safety devices equipment and by using a specific kit option, **it can be connected to collective flues** designed in positive pressure.

VICTRIX TERA V2 boilers fall into **class 6**, the most ecological in the European classification, for low emissions of nitrogen oxides (NO<sub>x</sub>).





### GREATER FLEXIBILITY

VICTRIX TERA V2 boilers have obtained **Hydrogen Ready** certification.

The new VICTRIX TERA V2 can work with natural gas, LPG and up to **20% blend of hydrogen**.

### HYDROGEN: THE SOLUTION TO REDUCE CO<sub>2</sub> AND GREENHOUSE GAS EMISSIONS INTO THE ENVIRONMENT

The natural gas emits CO<sub>2</sub> into the atmosphere when burned in a gas boiler, while hydrogen does not: **it allows extremely low emissions and is also a fuel more energy efficient**. As a large part of CO<sub>2</sub> emissions are due to the heating industry, this new technology can be a key weapon in the fight to reach zero CO<sub>2</sub> levels.

To give an idea of the environmental advantages, blending up to 20% hydrogen worldwide **would save about 6 million tons of emissions of carbon dioxide per year and would reduce greenhouse gases by 7%**. If gas boilers were fully powered by hydrogen the results would be outstanding.

To make feasible an hydrogen network, the stumbling block is the large-scale production and the preparation of distribution systems. In fact, many nations are starting to invest big amounts in the production, distribution and storage of hydrogen.





### CONDENSING HEAT EXCHANGER IN STAINLESS STEEL

Very high performance condensing module with single-tube stainless steel coil.

Outstanding **seasonal efficiency ηs 94%**.

The absence of manifolds and circuits in parallel, ensures maximum reliability: there are no welds.

The single coil in stainless steel without narrowing allows you to have an hydraulic circuit perfectly balanced, significantly **reducing flow resistances**.

The internal section, wide and constant, allows you to limit deposits, **reducing the risk of clogging** in case of impurities present in the water (for example in the case of replacement of boilers on old systems).

**Seasonal efficiency 94%**

**A+**

### CLASS A+

VICTRIX TERA V2 can achieve A+ energy classification if combined with an Immergas advanced thermoregulator as CAR<sup>V2</sup>, CAR<sup>V2</sup> WIRELESS, (when associated with external probe) or SMARTECH PLUS.

All these devices are modulating chronothermostats featuring the comfortable remote control from the house environment.



### NEW AESTHETIC

White dashboard aesthetic cover with gray border and glossy user interface (glass effect) equipped with buttons to make adjustments and a central display to view parameters of boiler operation. Serigraphs and silver gray symbols. The lower grille to cover the connections is standard.

### TECHNICAL HIGHLIGHTS

The new TERA V2 range allows larger flue gas extensions with 50 flexible ducting system. 20 meters with VICTRIX TERA V2 28 EU/24 PLUS EU, 15 meters with VICTRIX TERA V2 32 EU and 12 meters with VICTRIX TERA V2 38 EU/ 35 PLUS EU.

Furthermore, thanks to the clapet valve kit (code 3.032877 - optional), installation in collective flues designed in positive pressure is permitted.

### INDOOR AND OUTDOOR INSTALLATION

VICTRIX TERA V2 is approved for outdoor installation in partially protected area, for example under a balcony. An electrical resistance kit is available to expand antifreeze protection from -5 °C to -15 °C (code 3.017324).

### HYDRAULIC CONNECTIONS

The hydraulic connection kit is optional. VICTRIX TERA V2 presents same hydraulics and gas connection position as current models.



## VICTRIX TERA V2 28/32/38 EU

Wall-hung combi condensing boiler

### .01 DOMESTIC HOT WATER PRODUCTION

Instantaneous with an excellent supply of domestic hot water.

The VICTRIX TERA V2 38 EU model, thanks to the availability of 37,3 kW for the production of domestic hot water, supplies 17,8 l/min with  $\Delta t$  30 °C.

### COMBINATION WITH SOLAR THERMAL SYSTEMS

In the case of integration with solar systems, the **wide modulation range** guarantees maximum domestic comfort even with incoming water pre heated. In the combi versions, the solar function inhibits the ignition of the circulator and burner for a time equal to the DHW delay value set in the parameters. This function is even more performing by using the probe kit solar input (code 3.021452) which allows the measurement of the water temperature in the boiler inlet, coming from a solar tank. The burner and the circulator are keep turned off for the duration of the sample, when the temperature water, coming from a solar tank, is the same or higher than the one set on the selector.

# VICTRIX TERA V2 24/35 PLUS EU

Wall-hung condensing boiler, heating only combinable with a separate storage tank

The TERA V2 PLUS versions can be used for heating only or connected by means an optional kit (see page 17) to a storage tank unit for domestic hot water production.

## **.02** IDEAL FOR MULTIPLE WITHDRAWALS OF DOMESTIC HOT WATER

For large domestic hot water needs or for multiple simultaneous withdrawals, it can be combined to a separate storage tank unit (Immergas range is available from 80 up to 2000 litres).

## **COMBINATION WITH SOLAR THERMAL SYSTEMS**

The storage tanks with a capacity of 120 liters or higher are arranged for the combination of solar thermal systems with forced circulation, including UB INOX SOLAR 200 V2 version equipped with a solar circuit integrated. The VICTRIX TERA V2 PLUS can be connected to the whole range of Immergas solar solutions.

## **INSTALLATION IN CASCADE**

Prearranged for independent or cascade operation, VICTRIX TERA V2 35 PLUS EU can be installed in cascade up to 8 appliances by means the relative option kits (see page 19).

**.02**







### FLUE SYSTEMS “GREEN SERIES”

The VICTRIX TERA V2 have a dedicated series of air intake / flue gas exhaust kits to ensure a high resistance to corrosion and a remarkable speed and functionality installation, also thanks to the coupling system and the material seals appropriate. VICTRIX TERA V2 boilers can be installed in sealed chamber configuration and forced draft or open chamber and forced draft (ideal for outdoor installation in place partially protected).

#### Open chamber, forced draft configuration

Type	Code
Flanged stub-pipe + bend + extension pipe Ø 80 0,5 m for flue discharge max lenght 30m*	3.016365
Stainless steel vertical outlet kit Ø 80 (to be combined with Ø 80 kit code 3.016364)	3.024295
Cover kit for VICTRIX TERA V2 <b>NEW</b>	3.032844

#### Sealed chamber, forced draft configuration

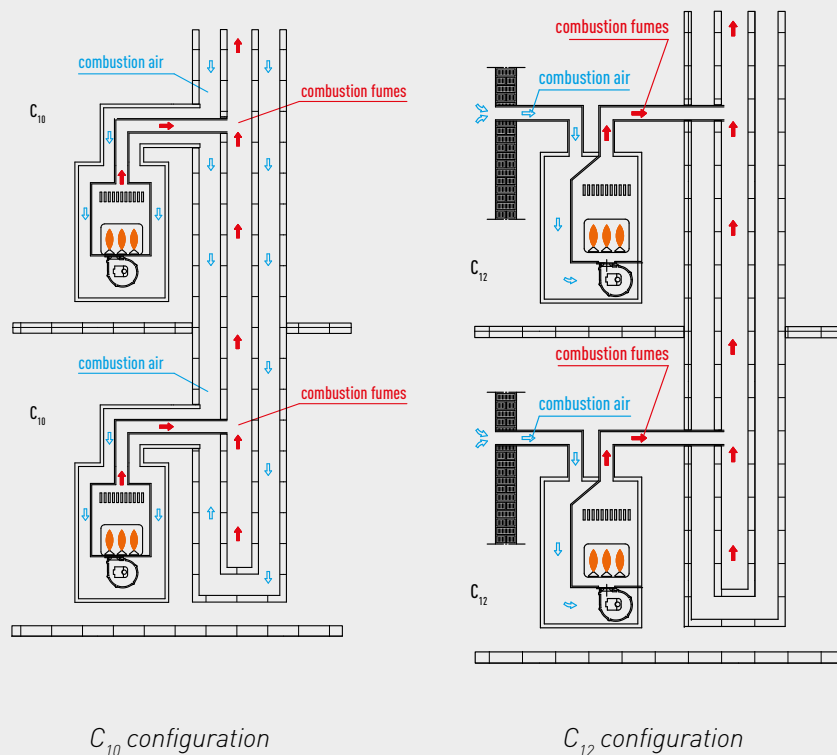
Twin pipe complete kit Ø 80/80 max lenght 36 m*	3.012002
Horizontal concentric complete kit Ø 60/100 max lenght 12,9 m*	3.012000
Horizontal concentric complete kit Ø 60/100 Short max lenght 11,9 m*	3.024598
Horizontal concentric complete kit Ø 60/100 with swivel terminal max lenght 9,9 m*	3.024267
Vertical concentric complete kit Ø 60/100 (red ocher colour)*	3.016833

#### C<sub>10</sub> - C<sub>12</sub> configuration

Clapet valve kit <b>NEW</b>	3.032877
-----------------------------	----------

\* For a correct calculation that takes into account curves and the insertion of special kits, refer to the boiler instruction booklet.





### $C_{10}$ - $C_{12}$ CONFIGURATION AVAILABLE FROM 2nd HALF 2023

The EN 15502 Standard requires two safety devices to avoid the fumes reflux in case of connection to common flue systems working in positive pressure.

VICTRIX TERA V2 features a software function via flue gas probe control for verification of the correct seal of the clapet valve (code 3.032877 NEW), in order to intercept fumes recirculation problems.

Furthermore during the boiler maintenance, the exhaust flue clapet avoids the reflux of fumes into the environment in case of opening of the heat exchanger module, when other boilers are functioning and discharging in the same collective flue system.

#### Maximum allowed pipe length combining with collective flue systems operating under positive pressure:

- Flue systems  $\varnothing$  80/125: 7,7 metres ( $C_{10}$ )
- Flue systems  $\varnothing$  80/80: 10 metres + 1 metre of intake terminal ( $C_{12}$ )

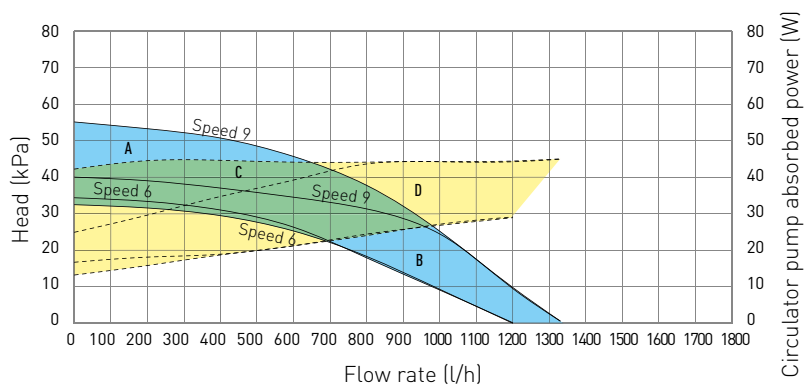
*NOTE: the insertion of the clapet valve code 3.032877 involves a variation in the flue distance between centers from the one shown in at page 12. For further information, see the instruction booklet supplied with the appliance.*



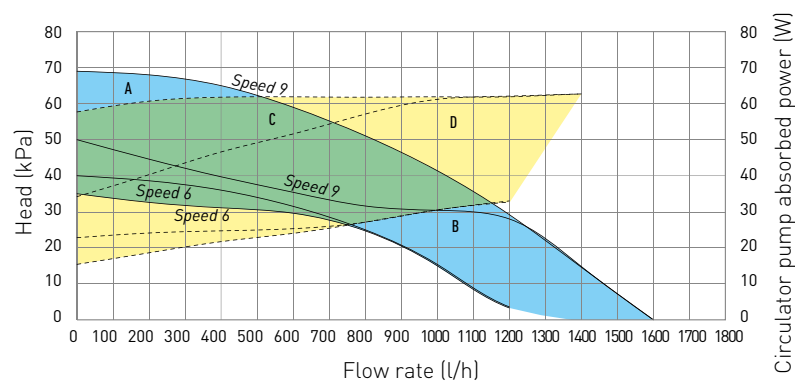
Technical characteristics	Unit of measurement	VICTRIX TERA V2 28 EU	VICTRIX TERA V2 32 EU	VICTRIX TERA V2 38 EU	VICTRIX TERA V2 24 PLUS EU	VICTRIX TERA V2 35 PLUS EU
Code		3.032930 3.032930GPL	3.032931 3.032931GPL	3.032932 3.032932GPL	3.032933 3.032933GPL	3.032934 3.032934GPL
<b>C.H. Energy class</b>		<b>A</b>	<b>A</b>	<b>A</b>	<b>A</b>	<b>A</b>
<b>D.H.W. Energy class/Stated load profile</b>		<b>A/XL</b>	<b>A/XL</b>	<b>A/XL</b>	-	-
Maximum nominal heat input (D.H.W. mode)	kW	28,7	32,7	38,3	28,7	38,3
Maximum nominal heat input (C.H. mode)	kW	24,5	28,6	32,8	24,5	32,8
Minimum nominal heat input	kW	4,5	5,0	6,3	4,5	6,3
Maximum nominal heat output (D.H.W. mode)	kW	28,0	31,9	37,3	28,0	37,3
Maximum nominal heat output (C.H. mode)	kW	24,0	28,0	32,0	24,0	32,0
Minimum nominal heat output	kW	4,3	4,8	6,1	4,3	6,1
Efficiency at nominal heat output (80/60°C)	%	97,8	97,8	97,7	97,8	97,7
Efficiency at nominal heat output (40/30°C)	%	108,0	107,2	106,6	108,0	106,6
Efficiency at 30% of load (delivery temperature 30°C)	%	109,5	109,6	108,9	109,5	108,9
Central heating adjustable temperature	°C	20-85	20-85	20-85	20-85	20-85
Domestic hot water adjustable temperature	°C	30-60	30-60	30-60	-	-
Fan available head (Min. - Max.)	Pa	4 - 163	5 - 211	8 - 301	4 - 163	8 - 301
Weighted CO	mg/kWh	16,1	14,9	17,2	16,1	17,2
Weighted NO <sub>x</sub>	mg/kWh	38,8	34,1	28	38,8	28
NO <sub>x</sub> class		6	6	6	6	6
Flow rate capacity in continuous duty (ΔT 30°C)	l/min	14,1	16,5	18,6	-	-
Domestic hot water circuit min. pressure (dynamic)	bar	0,3	0,3	0,3	-	-
Central heating expansion vessel nominal capacity (total)	litri	8 (5,8)	10 (7,3)	10 (7,3)	8 (5,8)	10 (7,3)
Electric protection index	IP	X5D	X5D	X5D	X5D	X5D
Full appliance weight (empty)	kg	34,5 (31,2)	36,8 (33,4)	40,6 (36,8)	34,5 (31,2)	40,6 (36,8)



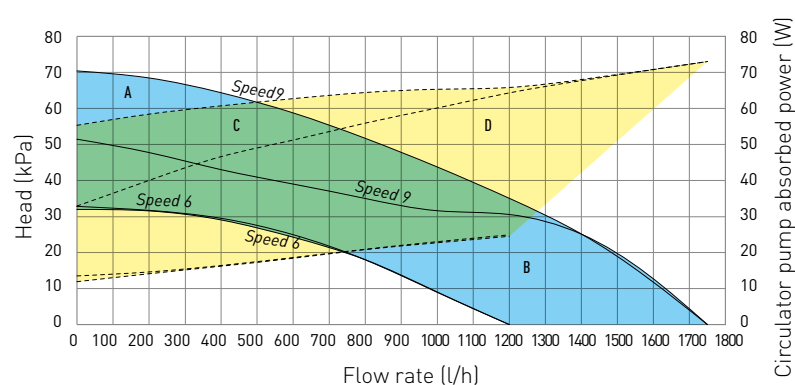
**Flow rate/Head graph  
VICTRIX TERA V2 28 EU/VICTRIX TERA V2 24 PLUS EU**



**Flow rate/Head graph  
VICTRIX TERA V2 32 EU**



**Flow rate/Head graph  
VICTRIX TERA V2 38 EU/ VICTRIX TERA V2 35 PLUS EU**



**Key**

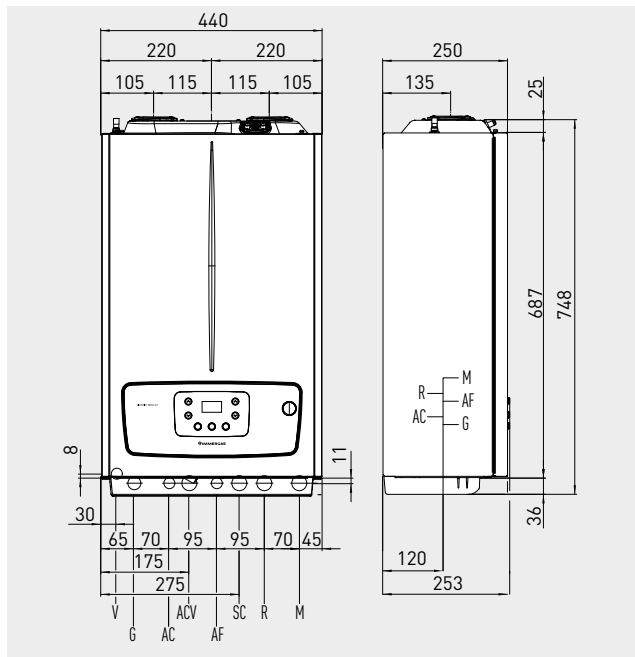
- Head available
- A + B:** with bypass closed
- B:** with bypass opened
- Power absorbed by the pump (dotted area)
- C + D:** with bypass opened
- D:** with bypass closed

VICTRIX TERA V2 boilers are equipped with adjustable system by-pass.

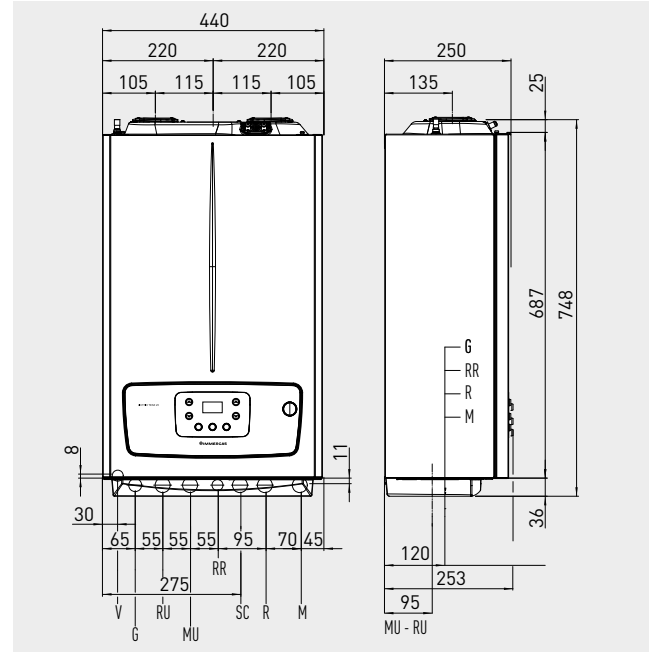




VICTRIX TERA V2 28/32/38 EU



VICTRIX TERA V2 24/35 PLUS EU



VICTRIX TERA V2 28/32/38 EU hydraulic connections

Gas	D.H.W.		System	
G	AC	AF	R	M
3/4"	1/2"	1/2"	3/4"	3/4"

VICTRIX TERA V2 24/35 PLUS EU hydraulic connections

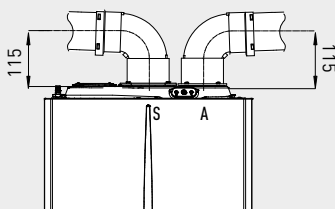
Gas	D.H.W.		System
G	MU-RU*	RR	M-R
3/4"	3/4"	1/2"	3/4"

\* Only in case of storage tank connection kit

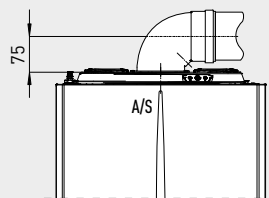
Key

- V Electrical connection
- G Gas supply (optional)
- AC Domestic hot water outlet (optional)
- ACV Solar valve domestic hot water inlet (optional)
- AF Domestic cold water inlet (optional)
- SC Condensate drain (minimum internal diameter Ø 13 mm)
- M System flow (optional)
- R System return (optional)
- RR System filling (optional)
- RU Storage tank return (optional)
- MU Storage tank flow (optional)
- A/S Outlet/Inlet
- A Inlet
- S Outlet

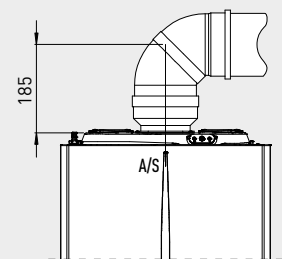
Connection kit is option. See pag 17.



Twin pipe kit  
Ø 80/80



Horizontal kit  
Ø 60/100





Horizontal kit  
Ø 80/125

Combining VICTRIX TERA V2 with a climatic regulation device is an excellent investment because it improves the seasonal energy efficiency of the heating system. For each of the following thermoregulation devices we therefore indicate a class, which gives you the percentage value of increased efficiency.



### CAR<sup>V2</sup> (modulating remote control)

Type		Code
<p>Modulating back-lighted chronothermostat and remote control. Special features including antifreeze temperature setting and antilegionella function (only for gas boilers with storage tank).</p> <p>Product class V* or VI Seasonal energy efficiency value 3%* or 4%</p>	 <p>Dimensions (H x W x D) mm 103 x 142 x 31</p>	3.021395

### CAR<sup>V2</sup> WIRELESS (wireless modulating remote control)

<p>Weekly digital chronothermostat</p> <p>Product class IV* or VII Seasonal energy efficiency value 2% or 3,5%</p>	 <p>Dimensions (H x W x D) mm 103 x 142 x 31</p>	3.021623
	 <p>Dimensions (H x W x D) mm 82 x 105 x 26</p>	

### SMARTECH PLUS


<p>Modulating chronothermostat SMART and wireless remote control with Bluetooth technology</p> <p>Equipped with:</p> <ul style="list-style-type: none"> <li>• gateway</li> <li>• wall fixing base (with integrated bubble level)</li> <li>• table stand</li> </ul> <p>Transmission technology: Wi-Fi 802.11 b/g/n 2.4 GHz Distance between thermostat and gateway: max 10 mt** Power supply 2 batteries (standard) Operating ambient temperature 0 - + 40 ° C Protection class IP 20</p> <p>Product class: V* or VI Seasonal energy efficiency value 3%* or 4%</p>	 <p>Dimensions (Ø x D) mm 70 x 35</p>	 <p>Dimensions (Ø x D) mm 70 x 18</p>	3.030909
<p><b>Expansion kit</b> To manage the temperature in several areas of the house (example living and sleeping areas). Up to 2 expansions can be controlled, for a total of 3 zones, with supervision of the various temperatures. It includes: additional SMART chronothermostat and wifi relay. (wifi network needed in the home).</p>			3.030911
<p><b>Electrical box cover plate kit</b> It allows covering the hole in the wall for electrical boxes type 503</p>			3.031013

\* Temperature control class with default settings. The class depends on the settings and operation modes that can be changed, for example Modulating or ON/OFF The use of these devices contributes, in percentage, to the seasonal energy efficiency of the heating system.

\*\* The maximum distance may be less if there are walls, ceilings or obstacles between the two devices. The Gateway must be installed inside the home.



**MINI CRD (Modulating remote control)**

Type		Code
<p>Modulating chronothermostat and compact remote control. Note: It can only be installed for 1 zone plants and without external probe or DOMINUS interface kit</p> <p>Product class V* or VI Seasonal energy efficiency value 3%* or 4%</p>	 <p>Dimensions (H x W x D) mm 80 x 80 x 23</p>	3.020167

**CRONO 7**

<p>Weekly digital chronothermostat</p> <p>Product class IV* or VII Seasonal energy efficiency value 2%* or 3,5%</p>	 <p>Dimensions (H x W x D) mm 103 x 142 x 31</p>	3.021622
---	--	----------

**CRONO 7 WIRELESS**

<p>Wireless weekly digital chronothermostat</p> <p>Product class IV* or VII Seasonal energy efficiency value 2%* or 3,5%</p>	 <p>Dimensions (H x W x D) mm 103 x 142 x 31</p>	3.021624
	 <p>Dimensions (H x W x D) mm 82 x 105 x 26</p>	

**External probe**

<p>To work according to the climatic conditions</p> <p>Product class II*, VI or VII Seasonal energy efficiency value 2%*, 4% or 3,5%</p>		3.014083
--	--	----------


**DOMINUS interface kit**

<p>Wi-fi interface kit to remote control by App.</p> <p>The Wi-Fi transmitter kit is to be interposed with a wireless modem / router (not supplied by Immergas) and must be installed outside the boiler.</p>	 <p>Dimensions (H x W x D) mm 100 x 75 x 45</p>	3.026273
---	---	----------

\* Temperature control class with default settings. The class depends on the settings and operation modes that can be changed, for example Modulating or ON/OFF. The use of these devices contributes, in percentage, to the seasonal energy efficiency of the heating system.




## GSM telephonic control

Type		Code
For buildings not equipped with telephone network. Combinable with SUPER CAR, CAR <sup>V2</sup> and CRONO 7.	 <p>Dimensions (H x W x D) mm 198 x 78 x 30,5</p>	3.017182

## Telephonic control

For buildings equipped with telephone network. Available for all models.  Combinable with SUPER CAR, CAR <sup>V2</sup> and CRONO 7.	 <p>Dimensions (H x W x D) mm 85 x 85 x 31</p>	3.013305
--	--	----------

## Multi-zone electronic board

It can manage 4 zones at the same temperature or 1 mixed and 1 direct zone by remote modulating controls (CAR <sup>V2</sup> ). In order to set it, at least 1 CAR <sup>V2</sup> is needed.	 <p>Dimensions (H x W x D) mm 175 x 110 x 50</p>	3.028444
---	---	----------

## Mixing valve kit

For multi-zone electronic board (code 3.028444).		3.027084
--	--	----------

## Solar probe kit

It allows the detection of the water temperature coming from a solar storage tank. (suitable only if using the specific copper pipes). For combi boiler only.		3.021452
--	--	----------

## Low temperature safety thermostat kit

For boilers set on direct low temperature (suitable only if using the specific connection kit).		3.019229
--	---	----------

## Zones control board V2 kit


It can manage 3 zones at the same temperature or 2 mixed and 1 direct.		3.030912
--	--	----------




Among the wide range of options it is possible to find out any specific accessories to complete the installation of VICTRIX TERA V2.

The use of original kits enhances quality and reliability of the products.

### Magnetic cyclone filter kit

Type		Code
To prevent system ferrous residual (only for internal installation).		3.024176

### Condensate discharge pump kit for wall-hung boilers

To be used in case of opposite slope between siphon and discharge It can only be installed inside the building.		3.026374
--	--	----------

### Bottom cover kit

Aesthetic frame (250 mm height) that covers connections zone and the main option kits		3.027341
---	---	----------

### Condensate neutralizer kit

Necessary to neutralize the acidity of the condensation. Inclusive of granulate.		3.019857
---	--	----------


### Anti freeze protection kit -15 °C

Including electrical resistance for frost protection untill - 15°C		3.017324
--	--	----------

### Additional expansion vessel

2 litres additional expansion vessel		3.017514
--------------------------------------	--	----------


### Anti-scale kit

Approved for installation inside the building (for combi version)		3.017323
---	---	----------

## Connection kit

Type	Code
Connection kit for combi models	3.019264
Connection kit for heating only model	3.024907
Storage tank connection kit for heating only model (in combination with connection kit code 3.024907)	3.024609


## Shut off knobs kit

Shut off knobs ¾"		3.5324
Shut off knobs with filter ¾"		3.015854

## All purpose connection kit

For wall hung boiler		3.011667
----------------------	---	----------

## Non return valve kit



For combi boiler only		3.016301
-----------------------	---	----------

VICTRIX TERA DIM can be connected to the DIM Range (Multyssystem distribution manifolds). DIM can be connected considering that it's possible to manage zones only with CRONO 7 (no CAR<sup>12</sup>) and DIM connection to boiler via zone signal state isn't possible.





### Stainless steel storage tank units for DHW

Type		Code
<p>UB INOX 80 V2 equipped with 1 coil water/water heat exchangers</p> <p>Efficiency class C</p> <p>Dimensions (H x W x D) mm 850 x 550 x 550</p>		3.027817
<p>UB INOX 120 V2 equipped with 2 concentric coil water/water heat exchangers</p> <p>Efficiency class C</p> <p>Dimensions (H x W x D) mm 850 x 650 x 650</p>		3.027818
<p>UB INOX 200 V2 equipped with 2 concentric coil water/water heat exchangers</p> <p>Efficiency class C</p> <p>Dimensions (H x W x D) mm 1250 x 650 x 650</p>		3.027819
<p>UB INOX SOLAR 200 V2 equipped with 2 coils water/water heat exchangers built-in solar circuit</p> <p>Efficiency class C</p> <p>Dimensions (H x W x D) mm 1250 x 650 x 75</p>		3.027820


### Storage tank NTC probe kit

<p>For VICTRIX TERA V2 PLUS. (Provided as standard with all Immergas storage tanks for D.H.W.)</p>		3.019375
--	--	----------







### Solar valve kit

<p>Allows the connection between combi boiler and solar system. Available for wall-hung combi boiler.</p>		3.018911
---	--	----------

### 3/4" mixing valve kit

<p>Range 42-60°C</p>		3.019099
----------------------	--	----------

**ONLY FOR INSTALLATION IN CASCADE VICTRIX TERA V2 35 PLUS EU****Interface kit for boilers <35 kW in cascade**

Type		Code
It is necessary one kit for each boiler		3.020355
<b>Cascade and zones regulator kit</b>		
It can manage VICTRIX TERA V2 35 PLUS EU in cascade and max 3 heating system zones plus 1 DHW circuit.  Product class VI* or VIII Seasonal energy efficiency value 4%* or 5%	 Dimensions (H x W x D) mm 96 x 144 x 75	3.015244
<b>Wall box kit for cascade and zones regulator</b>		
If the cascade and zone regulator is not install inside an electrical box.		3.015265
<b>Zone manager kit</b>		
Product class V* or VI Seasonal energy efficiency value 3%* or 4%	 Dimensions (H x W x D) mm 138 x 90 x 28	3.015264
<b>Modulating room thermostat</b>		
Product class V* or VI Seasonal energy efficiency value 3%* or 4%	 Dimensions (H x W x D) mm 90 x 83 x 35	3.015245
<b>External probe kit</b>		
Product class II*, VI or VII Seasonal energy efficiency value 2%*, 4 or 3,5%		3.024511
<b>Storage tank probe kit</b>		
To control the temperature of the storage tanks by cascade and zones regulator (cod. 3.015244)		3.015268
<b>Flow probe kit</b>		
For temperature control after an hydraulic manifold or mixing valve. using the cascade and zones regulator kit		3.015267
<b>Solar collector temperature probe kit</b>		
In order to manage solar thermal system, using the cascade and zones regulator kit (code 3.015244)		3.019374
<b>Tele-management kit 2.0</b>		
Can be combined exclusively with the cascade and zone regulator for connection to an ethernet network or via router/modem to an ADSL line for connection to a remote system.	 Dimensions (H x W x D) mm 160 x 160 x 34	3.029832

\* Temperature control class with default settings. The class depends on the settings and operation modes that can be changed, for example Modulating or ON/OFF The use of these devices contributes, in percentage, to the seasonal energy efficiency of the heating system.





[immergas.com](http://immergas.com)

Immergas S.p.A.  
42041 Brescello (RE) - Italy  
T. 0522.689011  
F. 0522.680617



**IMMERGAS**  
IMMERGAS SPA - ITALY  
CERTIFIED COMPANY  
UNI EN ISO 9001:2015

Design, manufacture and post-sale assistance of gas  
boilers, gas water heaters and related accessories