



NEW

EUREKA

Hybrid air-to-air heat pump
with wall-mounted condensing unit

Innovative hybrid solution
for air conditioning and
heating



EUREKA

Hybrid replacement is quick and easy

Immergas presents **EUREKA, the "factory made" hybrid system**, a smart and versatile solution that **simplifies the replacement of outdated heating and air-conditioning systems**, in residential buildings, commerciale spaces and offices.

EUREKA is a solution consisting of an air-to-air heat pump and a wall-mounted indoor unit with a condensing module, all managed by a single electronic interface. This setup enables centralized control of all functions, providing heating in winter and cooling in summer, with maximum efficiency in domestic hot water production.

The range includes **8 packages to be completed with one or more direct-expansion terminals (optional)**, depending on the size and space requirements: all solutions are easy to install and ideal fot the quick replacement of obsolete systems.

EUREKA represents a real response to the latest European sustainability policies, as it supports the energy transition through the perfect integration of a condensing boiler and electric air conditioning.





UPGRADING EXISTING SYSTEMS

Specifically designed for the renovation and energy upgrading of existing installations, EUREKA stands out for its **simple and minimally invasive installation. No masonry work or significant modifications to the existing hydraulic circuit are required.**

WIDE RANGE

The range includes **8 hybrid mono-multisplit packages**. All packages include a wall-mounted indoor unit with a condensing module providing instantaneous domestic hot water production of 26 or 35 kW, and a direct-expansion air-to-air heat pump from 9.000 to 27.000 Btu/h. Wall-mounted direct-expansion terminals are optional.

WEB APP MYCODE

MyCODE provides direct online access to device information without downloading a new app. Simply **scan the QRCode** on the unit's dashboard with your smartphone to view warranty expiry, Service Center contacts, the instruction manual, certificates and declarations, video tutorials and compatible temperature control accessories for your device.





GREEN TECH CENTER

The Immergas Research and Training Center

Research, Innovation and Training are the key elements of Immergas investments. A big step toward innovation and sustainability has been achieved with the recent construction of the new Green Tech Center. The building is **dedicated to research and development of appliances powered by renewable energy sources**, with the aim of contributing to global efforts to reduce harmful emissions and promoting green energy

RESEARCH AND DEVELOPMENT LABORATORIES

Engineers and experts have access to **advanced laboratories** for research into eco-friendly energy sources, developing new solutions and keeping the company at the forefront of renewable energy solutions

CONSTANT INNOVATION

With this new facility within our headquarters, we can anticipate market trends, in compliance with the increasingly stringent green regulations on consumption and emissions, and **be a point of reference for innovation and sustainability**.

TRAINING SPACES

The new Research and Training Center hosts fully equipped training rooms designed to provide **high-level training** for HVAC technicians, continuing our commitment to excellence..



With EUREKA, Immergas confirms its commitment to developing technological solutions designed to improve living comfort, increase building value, and actively contribute to a more sustainable future.

A SINGLE BRAND FOR THE ENTIRE SYSTEM

Choosing solutions from the same brand means **trusting on a perfectly integrated system, designed to ensure maximum efficiency, reliability, and ease of use**. All components communicate perfectly with each another, providing consistent comfort and reduced energy consumption.

COMPLETE ASSISTANCE

With Immergas, you can count on a complete assistance, **from product selection through to after-sales service**. Our network of qualified professionals and service centers supports you at every stage, ensuring maximum reliability and optimal system performance over time.





CONDENSING INTERNAL UNIT

UCI EUREKA

- **Stainless steel condensing module** with single wide-section coil (reduces pressure drops and risk of clogging)
- **Available in two outputs:** 26 and 35 kW
- **Wide modulation range:** 9–100% for the 26 kW version and 7–100% for the 35 kW version
- **10-liter system expansion vessel**
- **Aqua Celeris system** for faster domestic hot water delivery
- **Electronic flow regulator** optimizes domestic hot water flow according to output and DHW temperature differential
- **Magnetic cyclonic filter**
- **Approved for outdoor installation in partially protected locations**
- **High-tech electronics manage 3 zones, 4 time slots, and 4 calendars** directly from the dashboard
- **Suitable for installation in positive-pressure collective flue systems** (with optional clapet kit)

EXTERNAL UNIT

UE THOR, UE MULTI DUAL, UE MULTI TRIAL

- **Available in 4 outputs:** from 9,000 to 27,000 Btu/h
- R32 refrigerant gas
- **Up to 3 direct-expansion THOR indoor units can be connected (optional)**
- **Inverter technology**
- **Compact dimensions**
- **Noiseless**
- **Easy installation**





REMOTE CONTROL VIA APP


With the optional DOMINUS V2 interface board kit, the EUREKA system can be managed remotely through the dedicated DOMINUS app, available on Apple and Android stores.

Main app functions include:

- **management of system status and heating/cooling modes**
- **setting room temperature targets and hysteresis for each associated zone,** when paired with the remote zone panel or wireless room probes



DOMINUS



Compatible with Alexa
and Google Home

A wireless modem/router is required (not provided by Immergas).

EASY REPLACEMENT WITHOUT MODIFYING THE HYDRAULICS

The mixed air-water system, managed by a single electronics, enables fast achievement of thermal comfort. It does not require buffer tanks and allows heating/cooling management without any modifications to the existing hydraulic circuit.

Thanks to direct expansion, the complex changes normally needed to integrate water-based cooling into an existing system are no longer required.

EUREKA is an exclusive solution in the HVAC market (patent pending), ideal for quick replacement projects. Installation requires F-GAS certification.



FACTORY MADE

PATENT PENDING

EUREKA MONO

Monosplit hybrid solution



R32 



EUREKA MONO 9/26 (code 3.036622)

Consists of:

- **air/air split heat pump external unit** (UE THOR) **from 9.000 Btu/h** with R32 refrigerant gas
- **26 kW condensing internal unit** (UCI EUREKA)

EUREKA MONO 9/35 (code 3.036628)

Consists of:

- **air/air split heat pump external unit** (UE THOR) **from 9.000 Btu/h** with R32 refrigerant gas
- **35 kW condensing internal unit** (UCI EUREKA)

EUREKA MONO 12/26 (code 3.036625)

Consists of:

- **air/air split heat pump external unit** (UE THOR) **from 12.000 Btu/h** with R32 refrigerant gas
- **26 kW condensing internal unit** (UCI EUREKA)

EUREKA MONO 12/35 (code 3.036631)

Consists of:

- **air/air split heat pump external unit** (UE THOR) **from 12.000 Btu/h** with R32 refrigerant gas
- **35 kW condensing internal unit** (UCI EUREKA)

Each EUREKA MONO also includes:

- **1 external probe**
- **1 Multifunction Board** (enables Modbus communication between the condensing unit and the optional UI THOR)
- **1 12V power supply** (to power the multifunction board)
- 1 Wi-Fi USB kit useful for remote management of the summer air conditioning only (for remote management of the complete hybrid system, use the optional DOMINUS V2 kit)

INTERNAL UNIT REQUIRED TO COMPLETE EUREKA MONO (OPTION)**PAIRABLE INDOOR UNITS FOR WALL-HUNG INSTALLATION**

UI THOR 9 (code 3.035031)

UI THOR 12 (code 3.035033)



FACTORY MADE

PATENT PENDING

EUREKA DUAL/TRIAL

Multisplit hybrid solution



R32 



EUREKA DUAL 18/26 (code 3.036623)

Consists of:

- **air/air split heat pump external unit** (UE MULTI DUAL) **from 18.000 Btu/h** with R32 refrigerant gas
- **26 kW condensing internal unit** (UCI EUREKA)

EUREKA DUAL 18/35 (code 3.036629)

Consists of:

- **air/air split heat pump external unit** (UE MULTI DUAL) **from 18.000 Btu/h** with R32 refrigerant gas
- **35 kW condensing internal unit** (UCI EUREKA)

EUREKA TRIAL 27/26 (code 3.036624)

Consists of:

- **air/air split heat pump external unit** (UE MULTI TRIAL) **from 27.000 Btu/h** with R32 refrigerant gas
- **26 kW condensing internal unit** (UCI EUREKA)

EUREKA TRIAL 27/35 (code 3.036630)

Consists of:

- **air/air split heat pump external unit** (UE MULTI TRIAL) **from 27.000 Btu/h** with R32 refrigerant gas
- **35 kW condensing internal unit** (UCI EUREKA)

Each EUREKA DUAL/TRIAL also includes:

- **1 external probe**
- **2 o 3 Multifunction Boards** (enable Modbus communication between the condensing unit and the optional UI THOR)
- **1 12V power supply** (to power the multifunction board)
- **2 o 3 Wi-Fi USB kits** useful for remote management of the summer air conditioning only (for remote management of the complete hybrid system, use the optional DOMINUS V2 kit)

INTERNAL UNIT REQUIRED TO COMPLETE EUREKA DUAL/TRIAL (OPTIONAL)**PAIRABLE INDOOR UNITS FOR WALL-HUNG INSTALLATION**

UI THOR 9 (code 3.035031)

UI THOR 12 (code 3.035033)

UI THOR 18 (code 3.035035)

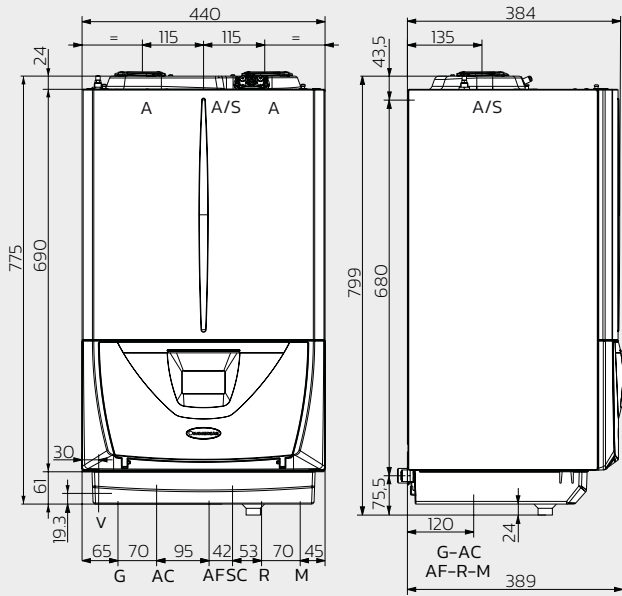


Condensing internal unit (UCI EUREKA)

Technical characteristics	Unit of measurement	UCI EUREKA 26	UCI EUREKA 35
Central heating energy efficiency class		A	A
Water heating energy efficiency class/Load profile		A/XL	A/XL
DHW nominal heat input	kW	26,0	34,0
Central heating nominal heat input	kW	24,7	32,8
Minimum heat input (DHW/CH)	kW	2,2	2,2
Domestic hot water nominal heat output	kW	25,4	33,0
Central heating nominal heat output	kW	24,1	32,0
Minimum heat output C.H./D.H.W.	kW	2,1	2,1
Effective thermal efficiency 100% Pn (80 /60 °C)	%	97,4	97,5
Effective thermal efficiency 100% Pn (40/30 °C)	%	108,2	107,3
Efficiency at partial heat load (I30) ref. UNI EN 15502-1	%	109,3	109,3
Domestic hot water adjustable temperature	°C	30/60	30/60
Nominal absorbed current	A	0,8	1,1
Installed electric power	W	115	140
Gas input rate max/min	m ³ /h	2,75/0,23	3,60/0,23
CO Weighted	mg/kWh	15	26
NO _x Weighted	mg/kWh	25	30
NO _x class		6	6
Available intake and exhaust pressure (Min. - Max. output)	Pa	2 - 148	2 - 254
Flow rate capacity in continuous duty (Δt 30 °C)	l/min	12,3	16,1
System expansion vessel nominal volume	litres	10	10
Equipment electrical system protection	IP	X5D	X5D
Weight of full boiler (empty)	kg	53,2 (42,7)	55,7 (44,8)



UCI EUREKA 26/35

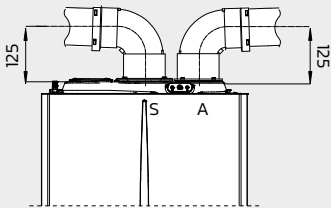


Connections UCI EUREKA 26/35

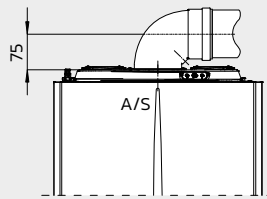
Gas	Domestic water		System		
	G	AC	AF	R	M
3/4"	1/2"	1/2"	3/4"	3/4"	

Key

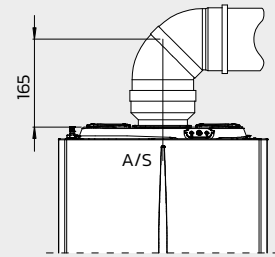
- V Electrical connection
- G Gas supply
- AC Domestic hot water outlet
- AF Domestic hot water inlet
- SC Condensate drain (minimum internal diameter Ø 13 mm)
- M System flow
- R System return
- A/S Intake/Exhaust
- A Air intake
- S Exhaust flue gas



Twin pipe kit
Ø 80/80



Horizontal kit
Ø 60/100



Horizontal kit
Ø 80/125

NOTE: Inserting the claret code 3.031599 will result in a change in the flue center distance compared to that shown in this drawing. For further information, consult the instruction manual supplied with the appliance.



TECHNICAL DATA

External unit (UE THOR – UE MULTI DUAL – UE MULTI TRIAL)

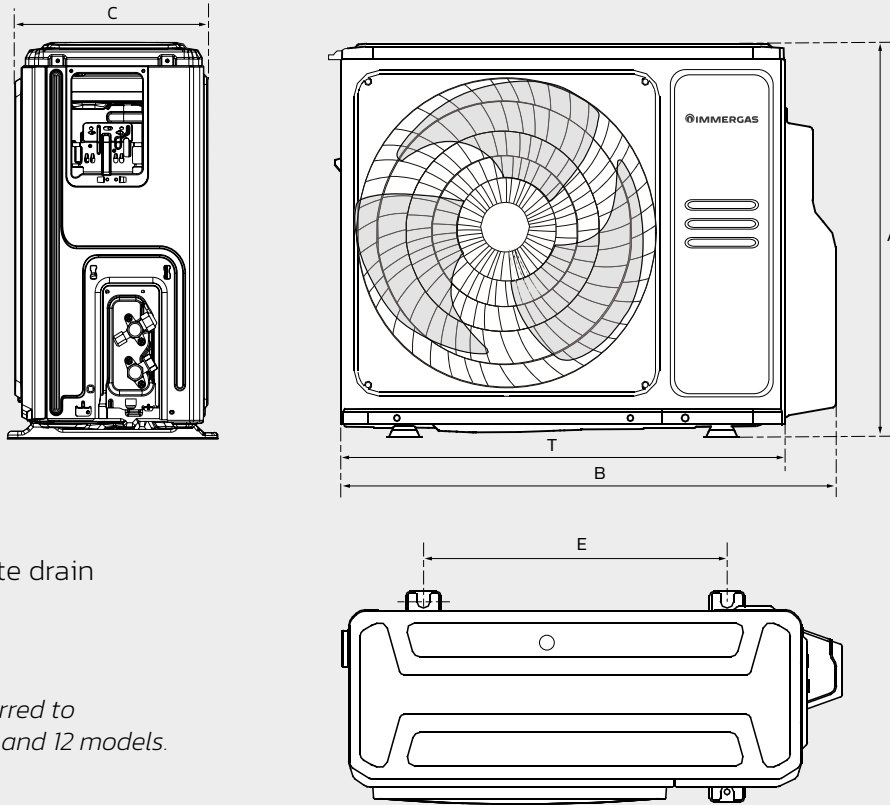
Technical characteristics	Unit of measurement	UE THOR 9	UE THOR 12	UE MULTI DUAL 18	UE MULTI TRIAL 27
Cooling energy class		Energy classes vary from A+ to A+++ depending on the combination			
Heating energy class		Energy classes vary from A to A+++ depending on the combination and climatic zone			
Nominal output power cooling	Btu/h – kW	9.000 (2,64)	12.000 (3,52)	18.000 (5,28)	27.000 (7,91)
Output power cooling (max – min)	kW	3,22 – 1,03	4,31 – 1,38	5,28 – 2,05	7,91 – 2,05
Output power cooling (max – min)	Btu/h	11.000 – 3.500	14.700 – 4.700	18.000 – 7.000	27.000 – 7.000
Electrical absorbed power cooling (nominal)	W	733	1.089	1.635	2.450
Nominal output power heating	Btu/h – kW	10.000 (2,93)	13.000 (3,81)	19.000 (5,57)	28.000 (8,21)
Output power heating (max – min)	kW	3,37 – 0,82	4,38 – 1,07	5,57 – 2,35	8,21 – 2,35
Output power heating (max – min)	Btu/h	11.500 – 2.800	14.950 – 3.650	19.000 – 8.000	28.000 – 8.000
Electrical absorbed power heating (nominal)	W	771	1.027	1.500	2.210
Power supply	V/Hz/Ph	220 – 240/50/1	220 – 240/50/1	220 – 240/50/1	220 – 240/50/1
EER	–	3,60	3,23	3,23	3,23
COP	–	3,80	3,71	3,71	3,71
Outdoor unit sound pressure	dB(A)	55,5	56,0	54,0	55,0
Max pipe length (with pre-loaded gas)	m	5	5	25	30
Max pipe length	m	25	25	40	60
Max height difference UI – UE	m	10	10	15	15
Working range outdoor unit cooling	°C	–15 / 50	–15 / 50	–15 / 50	–15 / 50
Working range outdoor unit heating	°C	–20 / 24	–20 / 24	–20 / 24	–20 / 24
Refrigerant	–	R32	R32	R32	R32
GWP refrigerant	–	675	675	675	675
Gas pre-load	kg	0,60	0,65	1,25	1,80

The nominal data given refer to the following conditions (in accordance with EN 14511):

Environment	Heating (°C)	Cooling (°C)
Internal air/External air Temperature (bs/bu)	27/19 – 35/24	20/15 – 7/6



External unit EUREKA



Condensate drain
 Ø 16 mm

*Design referred to
 UE THOR 9 and 12 models.*

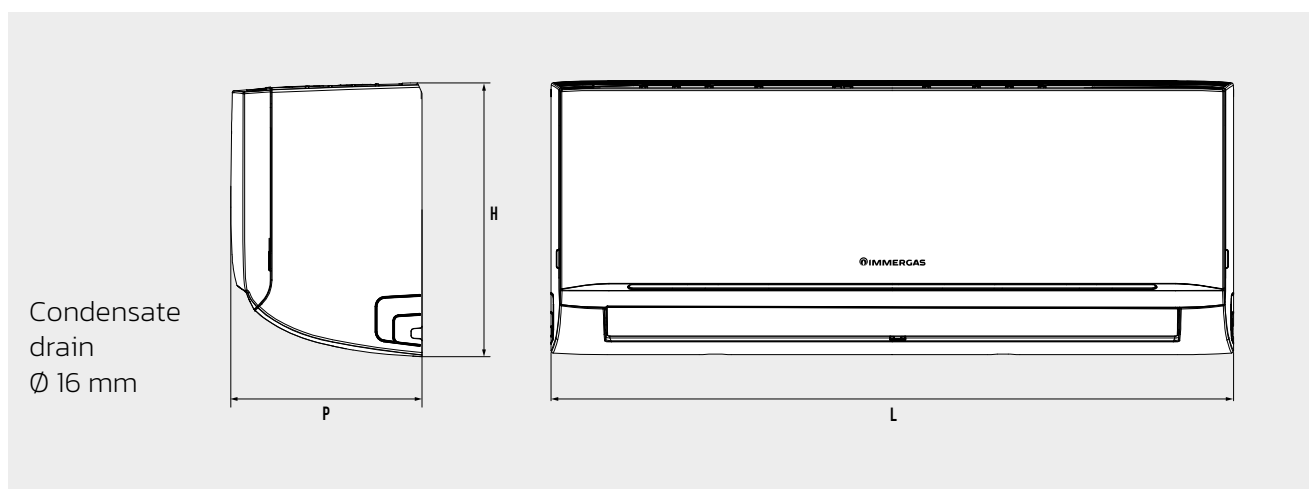
Model	Dimensions mm					Net weight kg
	A	B	C	E	T	
UE THOR 9	495	790	270	452	720	235
UE THOR 12	495	790	270	452	720	237
UE MULTI DUAL 18	554	870	330	511	805	35,0
UE MULTI TRIAL 27	673	990	342	663	890	48,0

R32 connections		
Model	Liquid pipe diameter	Gas pipe diameter
UE THOR 9	1/4"	3/8"
UE THOR 12	1/4"	3/8"
UE MULTI DUAL18	2 x 1/4"	2 x 3/8"
UE MULTI TRIAL 27	3 x 1/4"	3 x 3/8"

DIMENSIONS AND CONNECTIONS

Internal unit UI THOR (optional)

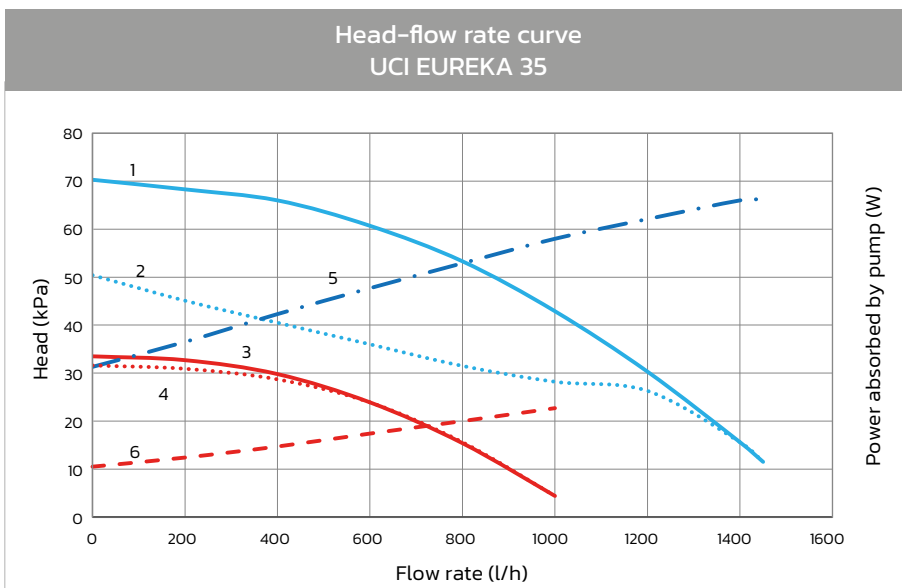
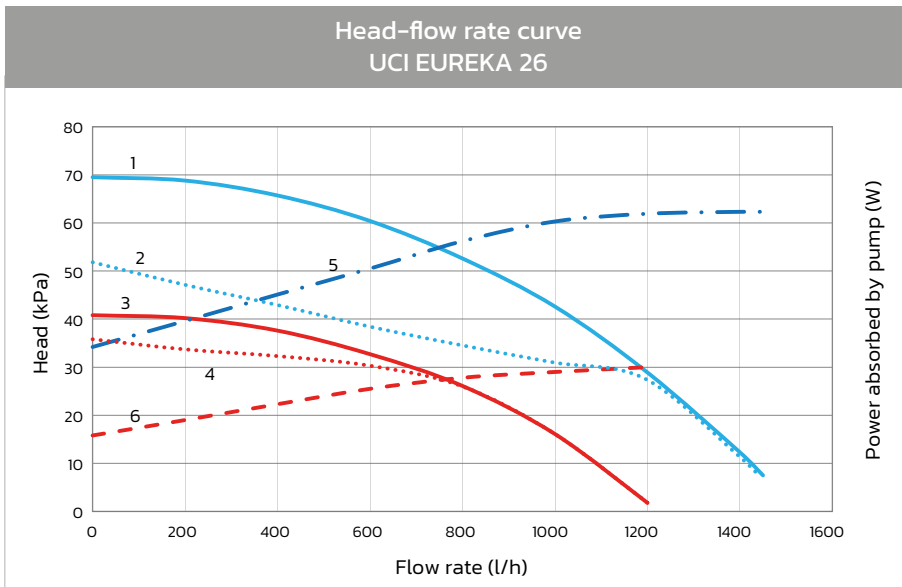
Technical characteristics	Unit of measurement	UI THOR 9	UI THOR 12	UI THOR 18
Nominal output power cooling	Btu/h (kW)	9.000 (2,64)	12.000 (3,52)	18.000 (5,28)
Nominal output power heating	Btu/h (kW)	10.000 (2,93)	13.000 (3,81)	18.400 (5,39)
Indoor unit air flow (max-med-min)	m ³ /h	460 - 330 - 260	530 - 400 - 350	800 - 600 - 500
Sound pressure (max - med - min)	dB(A)	37 - 32 - 22	37 - 32 - 22	41 - 37 - 31
R32 connections (Liquid pipe diameter)	inches	1/4"	1/4"	1/4"
R32 connections (Gas pipe diameter)	inches	3/8"	3/8"	1/2"
∅ Condensate drain	mm	16	16	16



Model	Dimensions (H x W x D) mm	Net weight kg
UI THOR 9	292 x 729 x 204	8,0
UI THOR 12	296 x 805 x 205	8,7
UI THOR 18	321 x 971 x 230	11,2

Model	No. internal unit THOR	Output power internal unit THOR				
EUREKA MONO 9/26	1	9				
EUREKA MONO 9/35		12				
EUREKA MONO 12/26	2	12				
EUREKA MONO 12/35		9+9	9+12	9+18	12+12	12+18
EUREKA DUAL 18/26	2 o 3	9+9	9+12	9+18	12+12	12+18
EUREKA DUAL 18/35		9+9+9	9+9+12	9+9+18	9+12+12	12+12+12
EUREKA TRIAL 27/26		9+9+9	9+9+12	9+9+18	9+12+12	12+12+12
EUREKA TRIAL 27/35		9+9+9	9+9+12	9+9+18	9+12+12	12+12+12





Key

Head available to the system with by-pass closed
Area between curves 1 and 3

Head available to the system with by-pass open
Area between curves 2 and 4

Circulator power input with closed by-pass
Area between curves 5 and 6

UCI EUREKA 26/35 are complete with adjustable by-pass.

N.B. The data of the graph(s) above include the cyclonic filter, which is standard in these models.



EXAMPLE OF SOLUTION

OPERATING LOGIC

The EUREKA hybrid system is designed for air/water mixed installations. Its main advantage is the maximum adaptability to different configurations of existing building systems. The presence of direct-expansion air terminals also allows rapid achievement of indoor comfort.

Space heating

The thermal circuit is served through the connection of EUREKA condensing indoor unit (UCI EUREKA) to the hydronic terminals, up to 3 zones.

For each zone, up to 6 pre-set modes can be selected in the menu, which configure generator priority, activation times, and fan settings of the THOR indoor units. Alternatively, operating mode can be customized by modifying the on/off hysteresis.

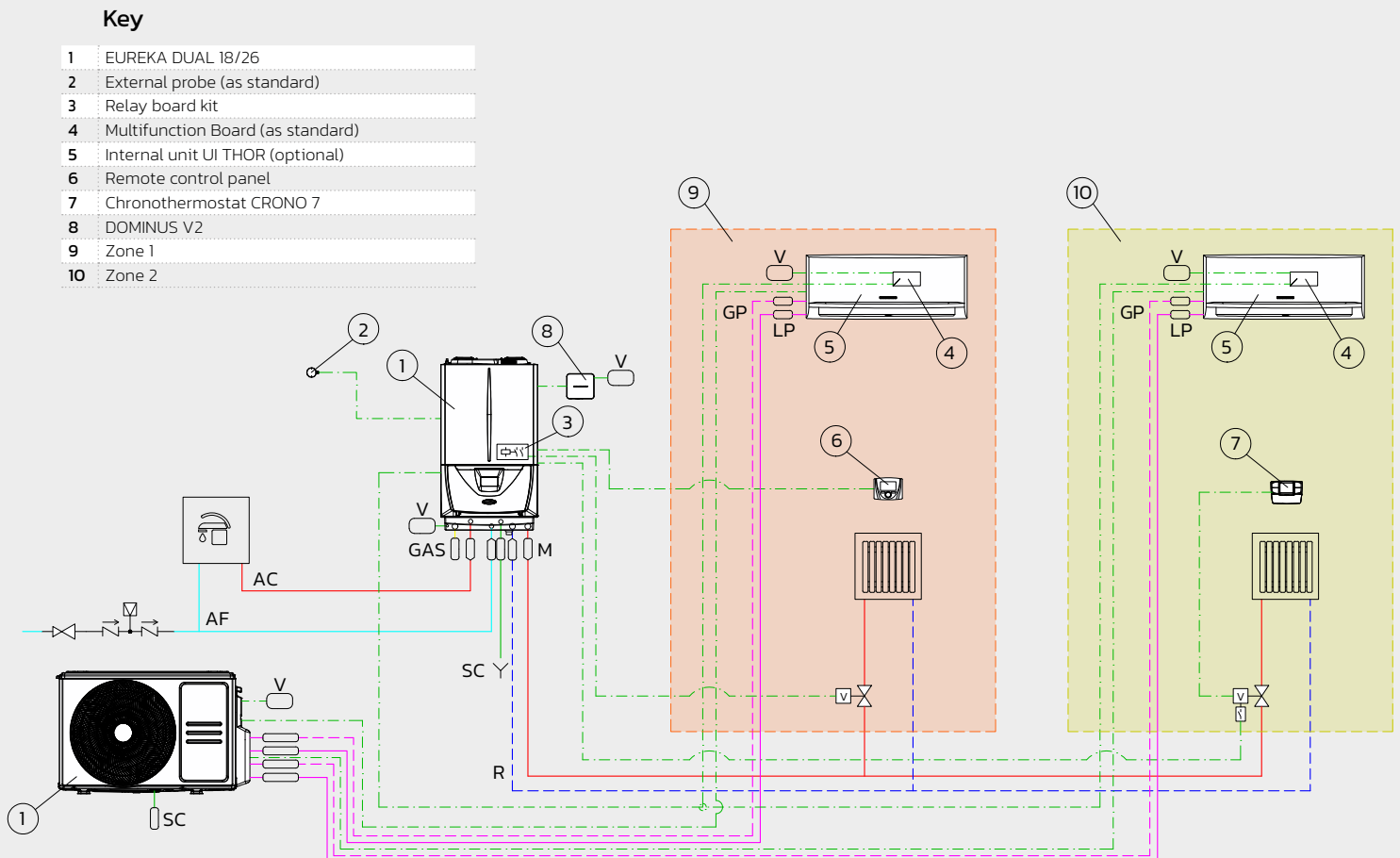
Space cooling

For each zone, cooling is supplied via the air-to-air direct-expansion system.

Domestic hot water production

DHW is produced instantly by the condensing indoor unit (UCI EUREKA).


Due to the nature of the system, domestic hot water can be requested simultaneously with heating or cooling operation.



Remote control panel

Type		Art. no.
Chronothermostat for setting setpoints and displaying main information for the zone for which it is configured.	 <p>Dimensions (H x W x D) mm 100 x 129 x 37</p>	3.030863

Wireless room sensors receiver kit

<p>Ideal for reading the temperature in the room.</p> <p>The kit includes 1 room sensor and 1 receiver for the dialogue between hybrid system and room sensor.</p>	 <p>Concentratore Sonda ambiente</p>	3.030908
--	---	----------

Wireless room sensor kit

<p>Ideal for reading the room temperature of second or third zone.</p> <p>To be matched to sensor receiver 3.030908.</p>	 <p>Dimensions (H x W x D) mm 85 x 105 x 29</p>	3.030906
--	---	----------


CRONO 7

<p>Weekly digital chronothermostat.</p> <p>ON-OFF room thermostat.</p>	 <p>Dimensions (H x W x D) mm 103 x 142 x 31</p>	3.021622
--	--	----------

CRONO 7 WIRELESS

<p>Wireless weekly digital chronothermostat.</p> <p>Wireless ON-OFF room thermostat.</p>	 <p>Dimensions (H x W x D) mm 103 x 142 x 31</p> <p>Dimensions (H x W x D) mm 82 x 105 x 26</p>	3.021624
--	---	----------

DOMINUS V2 interface kit

<p>For remote control and management of EUREKA via the DOMINUS app.</p> <p>To be connected to a wireless modem/router (not supplied by Immergas).</p>	 <p>Dimensions (H x W x D) mm 113,5 x 123,5 x 33,5</p>	3.034903
---	--	----------




GSM telephonic control

Type		Art. no.
For buildings not equipped with telephone network.	 <p>Dimensions (H x W x D) mm 140 x 85 x 44</p>	3.017182


Telephonic control

For buildings equipped with telephone network.	 <p>Dimensions (H x W x D) mm 85 x 85 x 31</p>	3.013305
--	---	----------

Zone control unit V2 kit

Control unit for external circulators/zone valves to manage 3 zones (2 mixed and 1 direct).		3.030912
---	--	----------

Mixing valve kit

Including flow probe for the mixed zone and safety thermostat.		3.027084
--	--	----------

Relay board kit

Allows the management of systems with zone valves.		3.015350
--	--	----------

Low temperature safety thermostat kit

For generators settled up with low temperature		3.019229
--	--	----------

System delivery probe kit

For controlling the flow temperature on mixed zones		3.030913
---	---	----------

Option kit for External Unit

Wall mounting brackets


Type	Art. no.
For EUREKA outdoor units Depth 700 mm	3.034758

Antivibrations supports kit

For EUREKA outdoor unit (UE THOR 9 - 12)	3.035408
For EUREKA outdoor unit (UE MULTI DUAL 18 - UE MULTI TRIAL 27)	3.035409

Option kit for Condensing Internal Unit

Condensate discharge pump kit

Type	Art. no.
<p>To be used in case of opposite slope between siphon and discharge It can only be installed inside the building.</p> <p>Dimensions: 230 x 62 x 55 mm</p>	 <p>3.026374</p>

Condensate neutralizer kit

<p>Necessary to neutralize the acidity of the condensation. Inclusive of granulate.</p> <p>Dimensions: length 390 mm and Ø 125 mm</p>	 <p>3.019857</p>
---	--


Granulate for condensate neutralizer < 35 kW

For granular renewal.	3.019865
-----------------------	----------

Anti freeze protection kit -15 °C

Including electrical resistance for frost protection untill - 15 °C.	3.017324
--	----------

Anti-scale kit

Approved for installation inside the building (for combi version)	 <p>3.017323</p>
---	--

Additional expansion vessel

Room heating system kit	3.032168
-------------------------	----------



OPTIONS


Bottom cover kit

Type		Art. no.
Aesthetic frame (250 mm height) that covers connections zone and the main option kits		3.032167


All purpose connection kit

For wall hung boiler.		3.011667
-----------------------	--	----------

Shut off knobs kit

Shut off knobs 3/4".		3.5324
Shut off knobs with filter 3/4".		3.015854

Solar valve kit

Allows the connection between combi boiler and solar system.		3.018911
--	---	----------



FLUE SYSTEMS "GREEN SERIES"

The EUREKA range has a dedicated series of air intake/flue gas exhaust kits to ensure a high resistance to corrosion and a remarkable speed installation, also thanks to the coupling system and the material seals appropriate.

EUREKA Interna unit (UCI EUREKA) can be installed in sealed chamber configuration and forced draft or open chamber and forced draft (ideal for outdoor installation in place partially protected).

Type	Art. no.
Flanged stub-pipe + bend + extension pipe Ø 80 0,5 m for flue discharge max lenght 30m*	3.016365
Vertical terminal outlet kit Ø 80 L 1 m (to match with Ø 80 art. no. 3.016364)	3.034579
Cover kit	3.032166

Sealed chamber, forced draft configuration*

Twin pipe complete kit Ø 80/80 max 35 m*	3.012002
Horizontal concentric complete kit Ø 60/100 max 13 m*	3.012000
Horizontal concentric complete kit Ø 60/100 Short L max 12 m*	3.024598
Horizontal concentric complete kit Ø 60/100 with swivel terminal L max 10 m*	3.024267
Vertical concentric kit Ø 60/100 (red ocher colour) max 14,5 m*	3.016833

C₁₀ - C₁₂ Configuration

Clapet valve kit Ø 80	3.031599
-----------------------	----------

* For a correct calculation that takes into account curves and the insertion of special kits, refer to the boiler instruction booklet.





Immergas S.p.a.

42041 Brescello (RE) - Italy

T. 0522.689011



[immergas.com](https://www.immergas.com)

